



# Recyclemania competition ends; recycling effort continues

For the first time, SJU participated in the nationwide recycling competition, Recyclemania. During the eight-week competition, SJU collected over **56,000 lbs** of recycling and recycled at a weekly rate of **28%**.

Thank you for participating in Recyclemania and continuing our effort to **Reduce, Resuse and Recycle** at SJU!





## 2011 Recyclemania Results





### Grand Champion

*The Grand Champion category combines trash and core recyclable materials to determine a school's recycling rate as a percentage of its overall waste generation.*

### Per Capita Classic

*Schools compete to see which can collect the largest combined amount of recycling per person over the eight-week competition period.*

Rank	MIAC Schools	Weekly Avg.
<b>#1</b>	Gustavus Adolphus College 	<b>39%</b>
<b>#2</b>	University of Saint Thomas 	<b>32%</b>
<b>#3</b>	Saint John's University 	<b>28%</b>
<b>#4</b>	College of Saint Benedict 	<b>24%</b>

Rank	MIAC Schools	Cumulative Recyclables
<b>#1</b>	Gustavus Adolphus College 	<b>27.89</b>
<b>#2</b>	Saint John's University 	<b>17.75</b>
<b>#3</b>	University of Saint Thomas 	<b>11.24</b>
<b>#4</b>	College of Saint Benedict 	<b>11.04</b>

$$\text{Weekly Recycling Rate} = \frac{\text{Mass of Collected Recycling}}{\text{Mass of All Waste and Recycling}} \times 100\%$$

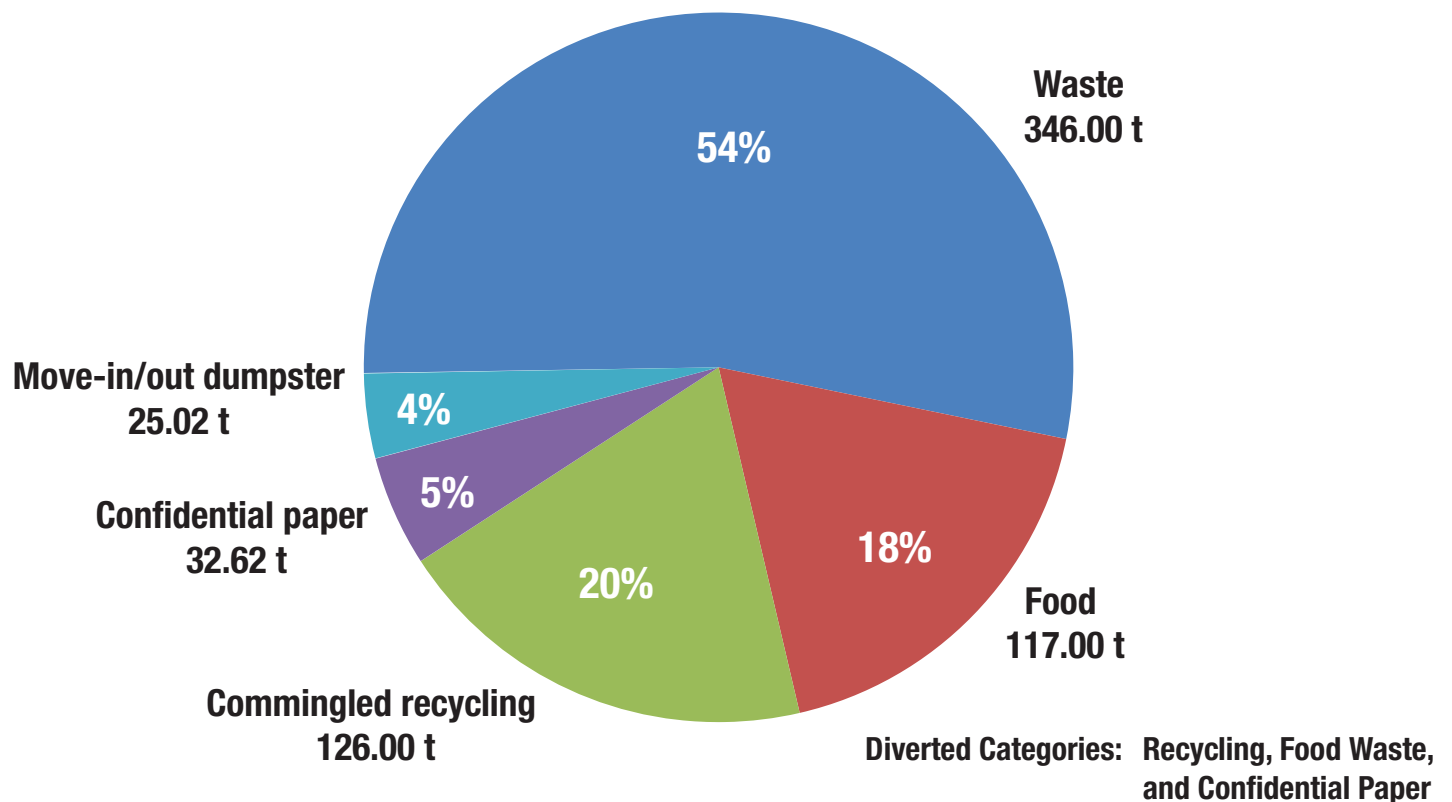
$$\text{Cumulative Recyclables} = \text{lbs/person}$$

 **National Ranking 141/288**

 **National Ranking 79/363**

## Waste and Recycling Annual Totals

With the new waste/recycling data from Recyclemania, SJU now diverts 43% of its total solid waste from the landfill. Compared to the 2009 Waste/Recycling Audit diversion of 28.5%, the diversion percentage at SJU has dramatically increased.



For complete Recyclemania competition results, click the link below!

