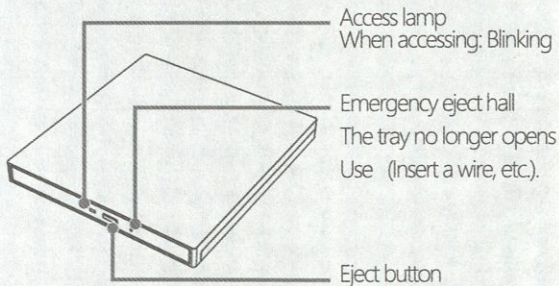


user's manual

Portable BD drive

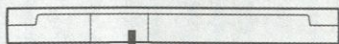
- Be sure to regularly "backup" important data stored on media.
Please do it. We are not responsible for any damage or loss of stored data.
- Do not touch the lens. Problems when writing / reading sound skips and data
Will cause.

Names and functions of each part



How to connect

1 ▼ Back view of this product



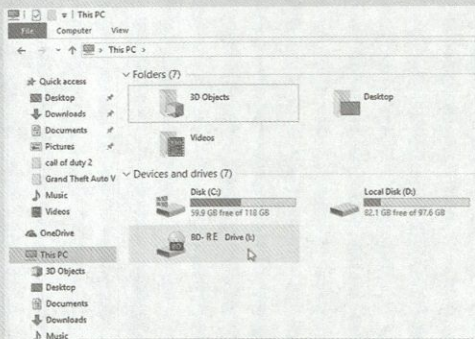
USB cable

connect



2 Confirm the addition of the icon

example: For Windows 10, the disc not inserted BD-RE drive



* Drive letters (numbers) vary depending on the computer

* The drive name varies depending on the inserted media.

If the icon is displayed, you can use this product.

How to remove

When removing this product while the computer is turned on
Please perform the following operations.

- 1 Press the eject button of this product and eject the media.
- 2 Remove the USB cable from your computer

For Windows

- 1 Press the eject button of this product and eject the media.
- 2 Remove the USB cable from your computer

MAC How to remove

To remove this product while the computer is turned on, perform the following operations.


- 1.Remove the disc from the product
- 2.Throw the disc icon in the trash
- 3.Remove the USB cable from your computer




Play in windows

example

- 1.Double click the software to open the player
- 2.Make sure the disc is read




- 3.Play with playback software



Example

1. Please click the player.



2. Please connect the Blu-ray player to the computer and read the disc.

3. It will play automatically when the disc has been read



About burning data

This item does not include with burning software.

Please purchase separately.

For the burning method, please refer to the burning software manual.

About the use of playback software

※This product does not include with player and software.
Please purchase separately.

We recommend playing software that can be used.

PowerDVD 22 (trial version available)

Leawo Blu-ray Player.

Windows Blu-ray Player WinDVD Pro

VLC media player (which is free but cannot play 4K
ultra HD / AAC Commercial DVD / BD disc can not
be played)



About AAC key

Blu-ray Disc and AVCREC use the copyright protection technology "AAC" to record, edit, and play copyright-protected content. Please update the "AAC key" regularly so that you can continue to use Blu-ray Disc and AVCREC. "AAC-" will be updated according to the message from the playback software. (Internet connection environment required) If you do not update, you may not be able to play copyright-protected content. (It is possible to play content that is not copyright protected)



For your safety

Prevents harm to users and damage to property, safely and correctly
It describes the precautions for using. When using,
Please be sure to observe the items described.



▼ Warning and caution indication

 warn	Failure to observe the precautions indicated here may result in death or serious injury
 Notice	Failure to observe the precautions indicated here may result in injury or damage to other items.

▼ meaning of symbols

	prohibit
	follow the instructions

warn

-  Do not repair, disassemble or modify this product
It may cause fire, electric shock, burns, or malfunction.
Do not get this product wet or use it in a wet place.
If water or detergent gets on the product, it may seep through the gaps and cause fire or electric shock.
 - Be especially careful when using the product in the bathroom, in the rain, during snowfall, on the beach, or near the water.
 - Do not place anything containing water (cups, vases, etc.) on top.
 - If this product gets wet, never use it.
-  Do not look inside
Directly looking at the internal laser beam may cause visual impairment.

notice

Do not damage this product
It may be damaged and cause injury. Be especially careful with kids.

ons for use

- Do not move or tilt the product with the media in it.
It may damage the media or cause a malfunction.
- Do not press hard on the arrow in the figure. The tray doesn't close
It will be It may also be deformed and cause a malfunction.
- This product does not support the power saving function of the personal computer.
- Do not turn off the power or reset the computer while the access lamp is lit / blinking.
It may cause data loss or malfunction.
- If some antivirus software is installed, the operation becomes unstable.



When in trouble

WFor windows and Mac

Why can't I play DVD / BD video?

DVD / BD playback software is not attached to the product.
Please purchase the playback software separately.

I want to play terrestrial digital broadcasting recorded with a DVD recorder. Does it support CPRM?

DVD playback software is not attached to the product.
CPRM is supported as a single drive, but please prepare playback software that supports CPRM for playback. In addition, it may be necessary to take measures regarding the copyright protection function of the personal computer for playback.
Please check the environment carefully before purchasing.

If the message "Unable to play CPRM content" is displayed

The first time you play media recorded with PRM technology, you may need to authenticate. For details, see the instruction manual of the playback software you are using.

I recognize the drive itself, but when I insert the disc and try to read it, it makes a clicking sound and the rotation of the disc is unstable can't read it.

- If you are using a USB extension cable, connect it directly to your computer with the USB cable of the dvd drive to ensure sufficient power supply stability.
- Connect to another USB port on your computer.
- Connect to the USB port on the back of your desktop computer.

Compatible with macBook Air and Mac mini!

You will be able to use DVDs and CDs on MacBook Airs and Mac minis that do not have a DVD drive. For sufficient power supply stability, connect directly to your computer with the USB cable of the dvd drive. Do not use a USB extension cable.

Why is the media (disc) not recognized when writing?

Please check below.

[Confirmation 1]

Double-click My Computer (or "Computer") to open it and see if the drive is recognized.

[Confirmation 2]

Try using other new media.

[Confirmation 3]

If Computer (Computer) recognizes your drive but the software cannot write to it, check that the drive to write to is set correctly on the software side.

If the above does not improve, it is possible that the product is out of order. Please contact our email on the last page of this manual to request a new replacement.

I would like to play a BD video. (Products not attached to BD playback software)

In order to play Discs and BD videos, you need to prepare BD playback software separately. Commercially available playback software name: WinDVD, PowerDVD, etc

* Depending on the software and OS that comes with your computer, you may be able to play BD without BD playback software. Please contact your computer manufacturer to find out if it is a computer environment that can play BD.

Can I use an 8 cm CD / DVD disc?

The DVD drive installed horizontally can read and write by inserting an 8 cm CD / DVD disc. However, if you install the DVD drive vertically, you cannot use an 8 cm CD / DVD disc. If you use an 8 cm CD / DVD disc, install the DVD drive horizontally. The portable DVD drive can use 8 cm CD / DVD discs even when placed vertically. Remove the 8 cm DVD-RAM disc from the cartridge and insert it. (It can be used only with a drive that supports DVD-RAM discs.) An 8 cm DVD-RAM disc that cannot be removed from the cartridge cannot be used.

I can no longer eject the disc

Check if there is a power shortage. If the computer is not turned on, you can remove it by inserting a clip stretched into the forced eject hole.

For the location of the forced eject hole, see the name of each part and the description of the function.

Commercially available DVDs / BDs can be played, but programs recorded by the recorder cannot be played.

If you can play it on your recorder but not on your computer, check the following. Check the recording method (select the format to be played on another device and record) Perform finalization processing (*). Even if you use the same drive and the same disc, you may not be able to play it depending on the software installed on the connected computer. software
Please contact the provider.

Operating environment / specifications

■ action environment

Compatible PC	The following PCs with USB 3.0 / 2.0 / Type-c ports * MacBook Air / pro and Mac mini are also supported.
Correspondence OS	Windows 10, Windows 8.1, Windows 8, Windows 7, windows 11, windows X P, Mac OS X 10.6 ~ 10.11
Corresponding disc	<ul style="list-style-type: none">•BD: M-DISC, BD-R, BD-RE, BD-ROM 4kUltra HD Blu-ray BD-RE DL•DVD: M-DISC, DVD+R, DVD+RW, DVD-R, DVD-RW, DVD-RAM DVD-ROM•CD: CD-R, CD-RW, CD-ROM

■ specification

Interface	USB 3.0/2.0/Type-c
set conditions	et Orientation: Horizontal
Disk loading method	Tray type
Write error avoidance function	carry
power supply	USB cable
External dimensions	About 148(W)×142(D)×17(H)mm
Mass (body only)	About 350g
Operating temperature limit	5 ~ 35°C
Operating humidity range	20-80% (without condensation)
Add-ons	instruction manual
Input current	1.5 A
Cable length	Approximately 25 cm (including USB port)
Power-supply voltage	Rated voltage DC5V

Hardware warranty policy

The company's hardware warranty is for our products (hereinafter referred to as "this product") as after-sales service under the conditions specified in the hardware warranty policy (hereinafter referred to as "this warranty policy"). We promise free repairs or replacements.

1 Warranty details

If the product breaks down in normal use according to the instruction manual (including the description on the outer box of this product. The same shall apply hereinafter), present the receipt, delivery note, and Amazon order number with the date of purchase. By receiving it, we will repair it free of charge for one year from the time of purchase or replace it with an equivalent product at our discretion.

2 Warranty

The warranty covers only the main body of this product. The warranty does not cover software, accessories / consumables, or data stored in this product or connected products.

3 NOT warranty

The following cases are not covered by the warranty.

- 1) When the warranty period has passed from the date of purchase at the store, etc.
- 2) When purchased as a used item
- 3) In case of failure or damage due to external circumstances such as fire, earthquake, flood, lightning strike, gas damage, salt damage and other natural disasters, pollution or abnormal voltage.
- 4) In case of failure or damage caused by improper handling such as transportation after purchase, dropping or impact during movement, etc.
- 5) In the case of failure or damage caused by improper connection, or failure or damage caused by other connected devices or programs.
- 6) Handling that violates the usage instructions or precautionary statements described in the instruction manual, etc. In case of failure or damage caused by
- 7) In case of failure or damage caused by handling contrary to rational usage or customer's maintenance / management environment
- 8) If the product is modified, adjusted, or replaced by someone other than our company.

- 9) When we judge that the service has reached the end of its life
10) When the product is used for a product with an indefinite warranty period other than the device introduced for the first time.1) In addition, if we determine that this warranty is not covered.

4 Repair

- 1.) When requesting repairs, please send us a receipt or delivery note stating the date of purchase of this product. When sending this product, the cost of shipping will be borne by the customer, and the cost of returning it from us will be borne by us.
- 2.) When shipping, in order to prevent damage during transportation, please use the box and packing materials at the time of purchase, and use a contractor who can confirm the guarantee and transportation status regarding transportation. We are not responsible for accidents during transportation.
- 3.) If the product has a function to save data such as a hard disk or memory card, or if the product has setting information inside the product, all the data inside the product will be erased during repair. We do not guarantee the contents of the data, so please be sure to copy the important data to another storage medium as a backup on a regular basis.

5.Disclaimer

- 1) We are not responsible for any damage or loss of data stored in this product or connected products caused by failure or use of this product. Be sure to take measures such as backing up important data on a regular basis.
- 2) Unless we have intentional or gross negligence, our liability for damages related to this product shall be limited to the amount equivalent to the price of the product regardless of the reason.
- 3) If there is a hidden defect in this product, we will repair the defect free of charge, or replace it with a defect-free product or an equivalent product, regardless of the provisions of this agreement. We are not liable for damages based on this.