

College of Saint Benedict & Saint John's University

Fact Book

Section 4: Alumnae and Alumni Profile

Table 28: CSB/SJU Graduates by Decade

Table 29: Geographic Profile of Alumnae and Alumni

Table 30: Graduate and Professional Degree Attainment

Table 31: Doctorates Awarded to CSB/SJU Graduates by Discipline

Table 32: Occupational Profile

Table 33: Alumnae and Alumni Giving Participation Rates

COLLEGE OF
Saint Benedict



Saint John's
UNIVERSITY

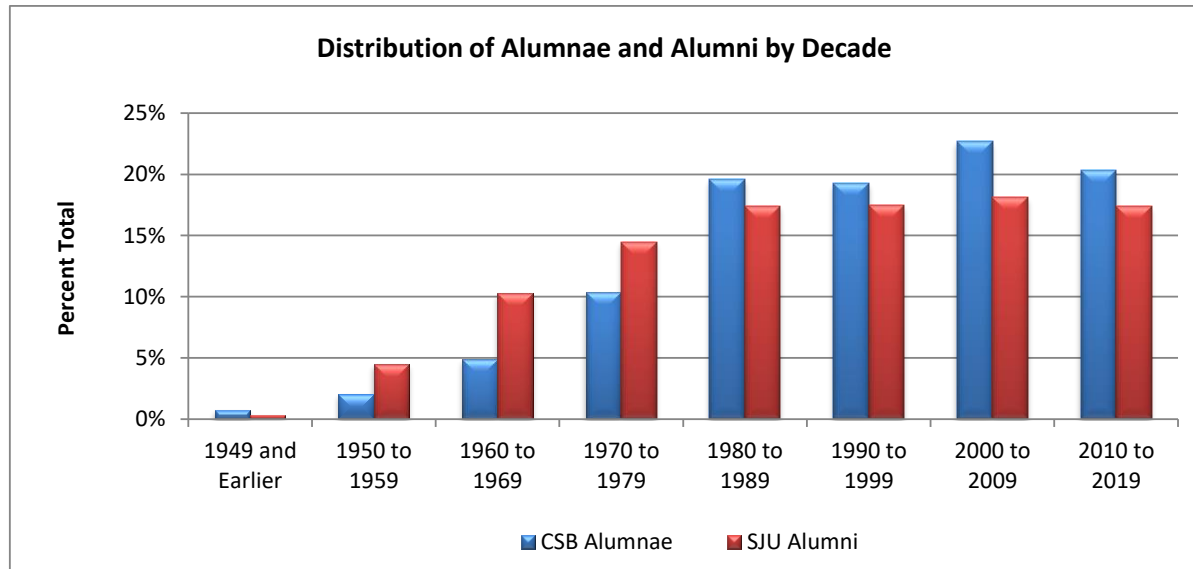
Table 28: CSB/SJU Alumnae/Alumni by Decade
as of 07/01/2019

| | College of Saint Benedict | | Saint John's University | | CSB/SJU | |
|------------------|---------------------------|---------|-------------------------|---------|---------------|---------|
| | Number | Percent | Number | Percent | Number | Percent |
| 1949 and Earlier | 183 | 1% | 75 | 0% | 258 | 1% |
| 1950 to 1959 | 502 | 2% | 1,197 | 4% | 1,699 | 3% |
| 1960 to 1969 | 1,200 | 5% | 2,738 | 10% | 3,938 | 8% |
| 1970 to 1979 | 2,539 | 10% | 3,856 | 14% | 6,395 | 13% |
| 1980 to 1989 | 4,784 | 20% | 4,639 | 17% | 9,423 | 18% |
| 1990 to 1999 | 4,715 | 19% | 4,657 | 18% | 9,372 | 18% |
| 2000 to 2009 | 5,552 | 23% | 4,827 | 18% | 10,379 | 20% |
| 2010 to 2019 | 4,970 | 20% | 4,622 | 17% | 9,592 | 19% |
| Total | 24,445 | | 26,611 | | 51,056 | |

Source: CSB/SJU Alumnae/Alumni Database

Notes:

1. Includes living alumnae and alumni as of 07/01/2019
2. Includes degreed and non-degreed alumni/ae. Non-degreed alumni/ae attended at least 2 semesters but did not complete their degree at CSB or SJU.
3. SJU SOT graduates not included unless the graduate also received an undergraduate degree from CSB or SJU.



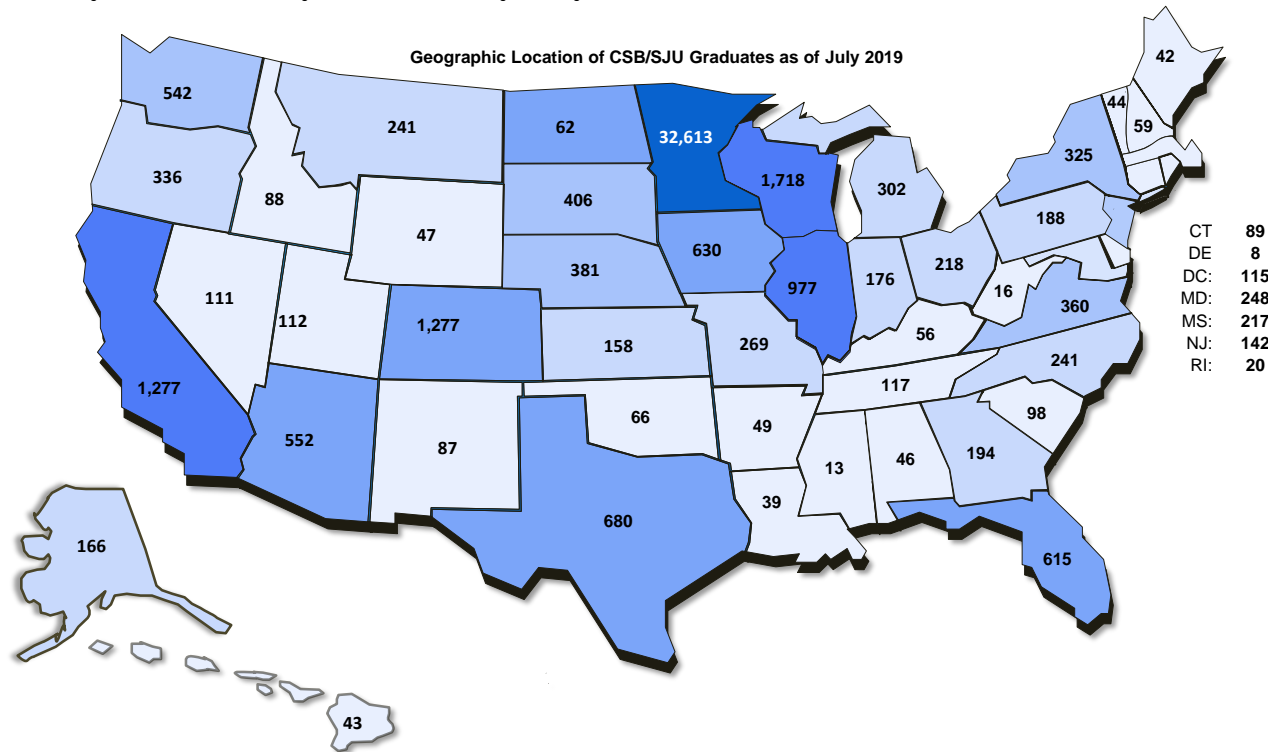
updated on 7/1/2019

**Table 29: Geographic Profile of Alumnae and Alumni
as of 07/01/2019**

| Region/State | College of Saint Benedict | | Saint John's University | | CSB/SJU | |
|-----------------------------------|---------------------------|--------------|-------------------------|--------------|---------------|--------------|
| | Number | Percent | Number | Percent | Number | Percent |
| Northeast | 498 | 2.0% | 628 | 2.3% | 1,126 | 2.2% |
| South | 1,288 | 5.2% | 1,672 | 6.2% | 2,960 | 5.8% |
| Midwest | 19,091 | 77.7% | 19,378 | 72.4% | 38,469 | 74.9% |
| West | 2,090 | 8.5% | 2,381 | 8.9% | 4,471 | 8.7% |
| U.S. Possessions & Military Bases | 22 | 0.1% | 39 | 0.1% | 61 | 0.1% |
| Outside U.S. | 747 | 3.0% | 567 | 2.1% | 1,314 | 2.6% |
| Unknown Address | 843 | 3.4% | 2,110 | 7.9% | 2,953 | 5.8% |
| Total | 24,579 | 47.9% | 26,775 | 52.1% | 51,354 | |
| Living in Minnesota | 16,536 | 67.3% | 16,077 | 60.0% | 32,613 | 63.5% |

Source: CSB/SJU Alumnae/Alumni Database

1. Includes degreed and non-degreed alumni/ae. Non-degreed alumni/ae attended at least 2 semesters but did not complete their degree at CSB or SJU.
2. SJU SOT graduates not included unless the graduate also received an undergraduate degree from CSB or SJU.



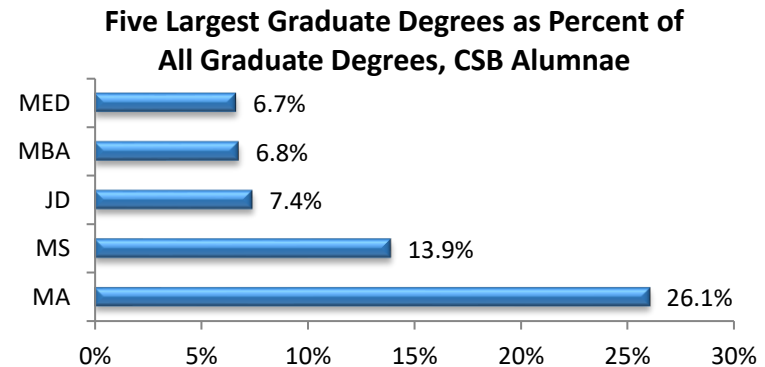
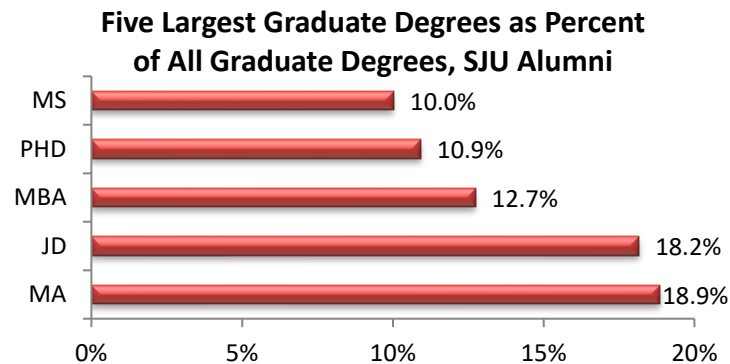
**Table 30:
Graduate and Professional Degree Attainment of
CSB and SJU Graduates as of 07/01/2019**

| Degree Attained | CSB | SJU | CSB/SJU |
|------------------------------|---------------|---------------|---------------|
| Doctorate | 1,005 | 2,294 | 3,299 |
| Master's | 3,422 | 3,056 | 6,478 |
| Total | 4,427 | 5,350 | 9,777 |
| Total Degreed Alumni | 19,725 | 20,530 | 40,255 |
| Doctorate % Degreed Alumni | 5.1% | 11.2% | 8.2% |
| Master's % Degreed Alumni | 17.3% | 14.9% | 16.1% |
| All Degrees % Degreed Alumni | 22.4% | 26.1% | 24.3% |

Source: CSB/SJU Alumnae/Alumni Database

Notes:

1. Includes only those alumnae and alumni who received a degree from CSB or SJU.
2. SJU SOT graduates not included unless the graduate also received an undergraduate degree from CSB or SJU.
3. Degree attainment reflects only those with known degrees. Consequently, these data likely will understate actual alumni degree attainment.



Updated on 7/1/2019

Table 31: Doctorate Degrees by Academic Discipline

| Academic Discipline | 2014 | | 2015 | | 2016 | | 2017 | | 2018 | |
|--------------------------------------|--------|------|--------|------|--------|------|--------|------|--------|------|
| | Female | Male | Female | Male | Female | Male | Female | Male | Female | Male |
| Total, All Disciplines | 10 | | | | | | | | | |
| College of Saint Benedict | 10 | 0 | 6 | 0 | 12 | 0 | 13 | 0 | 12 | 0 |
| Saint John's University | 0 | 15 | 0 | 11 | 0 | 6 | 0 | 24 | 0 | 30 |
| Minnesota Private College Total | 342 | | 326 | | | | | | | |
| Engineering | | | | | | | | | | |
| College of Saint Benedict | 0 | 0 | 0 | 0 | 0 | 0 | 0 | 0 | 1 | 0 |
| Saint John's University | 0 | 0 | 0 | 2 | 0 | 0 | 0 | 0 | 0 | 1 |
| Minnesota Private College Total | 11 | | 17 | | 13 | | 14 | | 23 | |
| Physical Sciences/Geosciences | | | | | | | | | | |
| College of Saint Benedict | 2 | 0 | 0 | 0 | 1 | 0 | 2 | 0 | 1 | 0 |
| Saint John's University | 0 | 1 | 0 | 1 | 0 | 1 | 0 | 5 | 0 | 4 |
| Minnesota Private College Total | 61 | | 63 | | 51 | | 59 | | 71 | |
| Math and Computer Sciences | | | | | | | | | | |
| College of Saint Benedict | 1 | 0 | 0 | 0 | 1 | 0 | 0 | 0 | 2 | 0 |
| Saint John's University | 0 | 1 | 0 | 0 | 0 | 0 | 0 | 5 | 0 | 3 |
| Minnesota Private College Total | 19 | | 14 | | 22 | | 21 | | 23 | |
| Life Sciences | | | | | | | | | | |
| College of Saint Benedict | 4 | 0 | 2 | 0 | 3 | 0 | 5 | 0 | 1 | 0 |
| Saint John's University | 0 | 3 | 0 | 1 | 0 | 2 | 0 | 2 | 0 | 10 |
| Minnesota Private College Total | 93 | | 69 | | 97 | | 101 | | 128 | |
| Psychology | | | | | | | | | | |
| College of Saint Benedict | 2 | 0 | 2 | 0 | 3 | 0 | 3 | 0 | 4 | 0 |
| Saint John's University | 0 | 4 | 0 | 2 | 0 | 0 | 0 | 0 | 0 | 1 |
| Minnesota Private College Total | 32 | | 32 | | 30 | | 38 | | 43 | |
| Social Sciences | | | | | | | | | | |
| College of Saint Benedict | 1 | 0 | 0 | 0 | 1 | 0 | 0 | 0 | 0 | 0 |
| Saint John's University | 0 | 0 | 0 | 0 | 0 | 1 | 0 | 4 | 0 | 3 |
| Minnesota Private College Total | 29 | | 37 | | 41 | | 39 | | 41 | |
| Humanities | | | | | | | | | | |
| College of Saint Benedict | 0 | 0 | 0 | 0 | 1 | 0 | 1 | 0 | 1 | 0 |
| Saint John's University | 0 | 0 | 0 | 3 | 0 | 1 | 0 | 4 | 0 | 5 |
| Minnesota Private College Total | 43 | | 38 | | | | | | | |
| Religion and Theology | | | | | | | | | | |
| College of Saint Benedict | 0 | 0 | 0 | 0 | | | | | | |
| Saint John's University | 0 | 2 | 0 | 0 | | | | | | |
| Minnesota Private College Total | 7 | | 9 | | | | | | | |
| Arts and Music | | | | | | | | | | |
| College of Saint Benedict | 0 | 0 | 0 | 0 | | | | | | |
| Saint John's University | 0 | 0 | 0 | 1 | | | | | | |
| Minnesota Private College Total | 12 | | 9 | | | | | | | |
| Education | | | | | | | | | | |
| College of Saint Benedict | 0 | 0 | 1 | 0 | 2 | 0 | 1 | 0 | 2 | 0 |
| Saint John's University | 0 | 4 | 0 | 0 | 0 | 0 | 0 | 2 | 0 | 3 |
| Minnesota Private College Total | 27 | | 23 | | 35 | | 35 | | 33 | |
| Business and Management | | | | | | | | | | |
| College of Saint Benedict | 0 | 0 | 0 | 0 | 0 | 0 | 0 | 0 | 0 | 0 |
| Saint John's University | 0 | 0 | 0 | 1 | 0 | 0 | 0 | 1 | 0 | 0 |
| Minnesota Private College Total | 4 | | 5 | | 3 | | 7 | | 3 | |
| Communication | | | | | | | | | | |
| College of Saint Benedict | 0 | 0 | 1 | 0 | 0 | 0 | 1 | 0 | 0 | 0 |
| Saint John's University | 0 | 0 | 0 | 0 | 0 | 1 | 0 | 1 | 0 | 0 |
| Minnesota Private College Total | 4 | | 10 | | 7 | | 6 | | 3 | |

Source: National Science Foundation WebCASPAR Database System

Updated on 1/31/2020

Note: 1. Private college data includes the 17 member colleges of the Minnesota Private College Council

2. WebCASPAR does not provide the gender of those earning doctorates

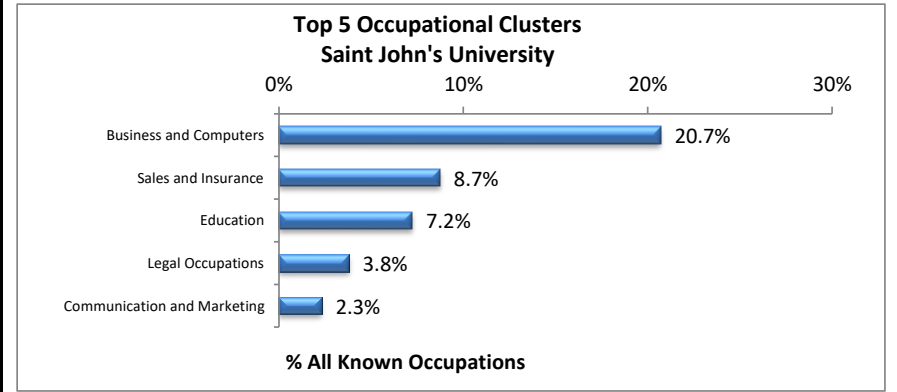
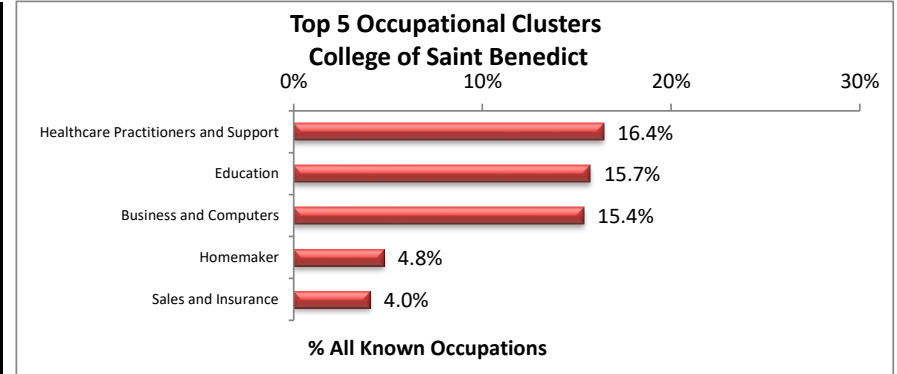
Table 32:

Occupational Profile as of 07/01/2019
CSB Alumnae and SJU Alumni

| Occupational Clusters | College of Saint Benedict | | Saint John's University | |
|--------------------------------------|---------------------------|---------|-------------------------|---------|
| | Number | Percent | Number | Percent |
| Healthcare Practitioners and Support | 4,034 | 16.4% | 2,198 | 8.2% |
| Unknown | 5,634 | 22.9% | 8,825 | 32.9% |
| Business and Computers | 3,778 | 15.4% | 5,547 | 20.7% |
| Sales and Insurance | 995 | 4.0% | 2,340 | 8.7% |
| Education | 3,863 | 15.7% | 1,935 | 7.2% |
| Legal Occupations | 402 | 1.6% | 1,016 | 3.8% |
| Communication and Marketing | 839 | 3.4% | 622 | 2.3% |
| Student | 544 | 2.2% | 497 | 1.9% |
| Service Industries | 498 | 2.0% | 476 | 1.8% |
| Architecture and Engineering | 54 | 0.2% | 445 | 1.7% |
| Government Occupations | 236 | 1.0% | 410 | 1.5% |
| Religious and Church Occupations | 248 | 1.0% | 402 | 1.5% |
| Trades and Construction | 28 | 0.1% | 320 | 1.2% |
| Manufacturing and Production | 40 | 0.2% | 319 | 1.2% |
| Military | 51 | 0.2% | 306 | 1.1% |
| Social Service Occupations | 806 | 3.3% | 262 | 1.0% |
| Transportation Occupations | 55 | 0.2% | 190 | 0.7% |
| Arts and Entertainment | 306 | 1.2% | 163 | 0.6% |
| Agricultural Occupations | 111 | 0.5% | 163 | 0.6% |
| Sports and Recreation | 109 | 0.4% | 151 | 0.6% |
| Office and Administrative Support | 614 | 2.5% | 140 | 0.5% |
| Library and Museum | 157 | 0.6% | 51 | 0.2% |
| Homemaker | 1,176 | 4.8% | 15 | 0.1% |
| Total | 24,578 | | 26,793 | |

Source: CSB/SJU Alumnae/Alumni Database

Notes: Includes only undergraduate alumnae and alumni with good addresses. SOT graduates not included unless the graduate also received an undergraduate degree from CSB or SJU. Only known occupational profiles are included.



Updated on 8/2/2019

**Table 33: Alumnae and Alumni Giving Participation Rates
FY2015 - FY2019**

| | FY2015 | FY2016 | FY2017 | FY2018 | FY2019 |
|---|--------|--------|--------|--------|--------|
| <i>College of Saint Benedict</i> | 20% | 19% | 18% | 16% | 15% |
| <i>Saint John's University</i> | 25% | 24% | 22% | 23% | 24% |
| <i>Peer Liberal Arts Institutions</i> | 23% | 25% | 21% | N/A | N/A |
| <i>Aspirant Liberal Arts Institutions</i> | 29% | 28% | 27% | N/A | N/A |

Source: CSB and SJU Development Offices, US News and World Report, HEDS

Notes:

1. Data based on the US News methodology, reflecting participation rates of undergraduate degreed alumni.
2. Peer and Aspirant Institutions listed in Appendix

Updated on 4/20/2020

