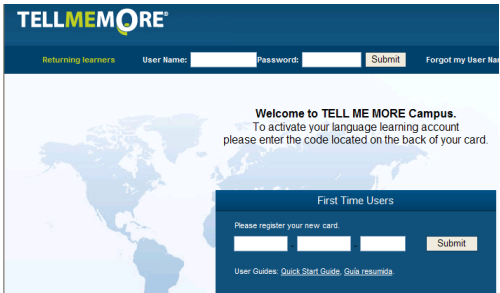
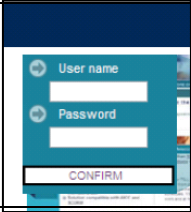
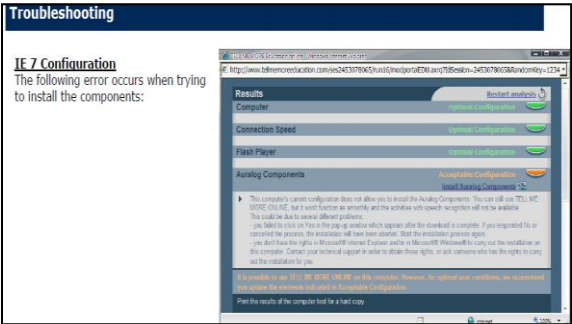


What is TELL ME MORE? TMM is a personalized training program for learning foreign languages online.

Instructions for using Tell Me More

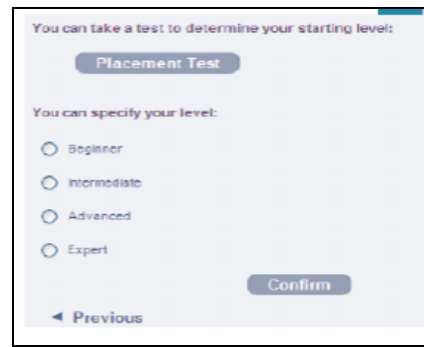
Notes:

If you purchased the software in Fall 09, you can still use the same account to complete the activities, but you **MUST** e-mail the Language Coordinator Dr. Tania Gomez at tgomez@csbsju.edu

<p>1. Registration: After you purchase the card with the code go to: http://registration.tellmemorecampus.com -Enter your access card number. -You will be asked some questions. -Fill the information or choose from the provided options. -At this point you will need to have your instructors' last name, the course number and the section. Note: Please use your complete name and last name. Nicknames are not a good option when finding you within the system.</p>	
<p>2. Information. You will receive instructions on how to access to your account. Please save the link to tell me more as you will need to use it during the entire semester.</p>	
<p>3. Logging into your account http://start.tellmemorecampus.com Usernames and passwords are CASE SENSITIVE. - A guided tour can be accessed at any time by clicking on the link on the left hand side of the screen.</p>	<p>http://start.tellmemorecampus.com</p>
<p>4. System requirements and computer test. First time users are required to run the computer test prior to using the solution. To start the test, please click on the computer test icon in the top half of the screen. If everything is working fine you will pass the test. If not please install what is needed!</p> 	<ul style="list-style-type: none"> • Windows OS (including Vista) • High Speed Internet connection • Internet Explorer 5.5 or higher • Flash 6.0 or higher • Cookies, Javascript, and Java Enabled. • Processor –Pentium class or higher • RAM – 64 (128 MB recommended) • Display settings -800x600 resolution (1024x768 strongly recommended) at thousands of colors • 16 bit sound card • Mouse • Speaker or headphones • Microphone • Adobe Reader 5.0 or higher • Windows Media Player 8 or Higher <p>MAC users need the previous requirements BUT CANNOT access to the Voice Recognition activities. You may work on these activities in a different computer.</p>
<p>5. Placement Test. Now that you pass the computer test, you can either take the Placement Test by clicking on Placement test. The test takes about half an hour to complete. You will need headphones for it. If you have taken the test already, you will be able to see the path that you can follow.</p>	
<p>6. Selecting the Path. After the placement test results you can select the path you want to follow. For the purposes of</p>	

the course please select “*Everyday Situations*”. Then select your level depending on the results of the test. At anytime you will be able to change the level by clicking on “*Your Objectives*” icon.

If you find yourself working on something too easy challenge yourself and change the level!!!!

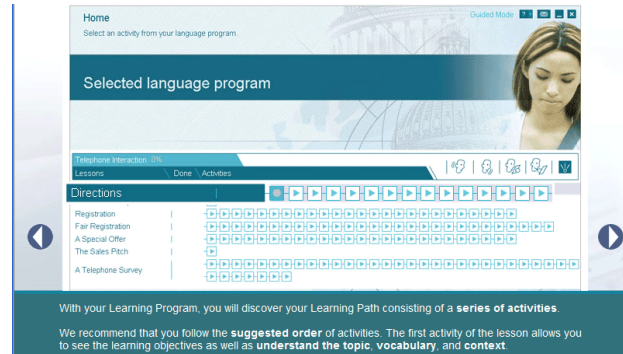


7. Start working. Your program is made up of a series of lessons, each of which is composed of several activities that use diverse resources: videos, dialogues, texts, etc.

To access the program or the lessons, click on the Skills you want to practice. For example “*Intermediate All Skills*”.

Intermediate All skills	Duration	Time spent	% completed	% correct	
	9 h 29 mn	0 h 00 mn	0 %	0 %	+
Beginner All skills	Duration	Time spent	% completed	% correct	
	21 h 57 mn	0 h 00 mn	0 %	0 %	+

8. Access the Activities. Your learning program will be created and then you can access to the activities. **It is suggested to follow the order of the activities from left to right as they increase the complexity of the language skills.**



9. Type of Activities.

- Dialogue
- Word Searches
- Picture/Word association
- The right word
- Word order
- Mystery Phrase
- Grammar Practice
- Fill-in-the-Blanks
- Words and Topics
- Video and Questions
- Crossword Puzzles
- Sentence Practice
- Text Transformation
- Written Expression
- Key Grammar Explanations
- Phonetics Exercise
- Word Pronunciation
- Dictation
- Sentence pronunciation
- Keywords
- Cultural Text
- Riddles
- Patchworks

IMPORTANT INFORMATION.....ATTENTION!!!

- ✓ The only activity that will not work on Macs is the Speech recognition. You need to use a PC.
- ✓ TMM has its own mail system. However, **your instructor WON'T be checking it regularly**. If you do not receive any response within 24 hours, e-mail your instructor through the school network mail system.
- ✓ **NAVIGATE THE PROGRAM; GET FAMILIAR WITH IT and TAKE THE PLACEMENT TEST.**
- ✓ If you have any questions **go to the help icon first**; if you cannot resolve the issue talk to your instructor. As a final resource contact the language coordinator tgomez@csbsju.edu