

Single-Assessment Institution Level Pass-Rate Data: Regular Teacher Preparation Program



HEA - Title II 2008-2009 Academic Year


Institution Name	COLL OF ST BENEDICT AND ST JOHN'S UNIV
Institution Code	6104
State	Minnesota
Number of Program Completers Submitted	81
Number of Program Completers found, matched, and used in passing rate Calculations¹	81

January 12, 2010

Type of Assessment	Assessment Code Number	Number Taking Assessment	Number Passing Assessment	Institutional Pass Rate	Statewide		
					Number Taking Assessment	Number Passing Assessment	Statewide Pass Rate
Basic Skills							
PPST READING	710	61	61	100%	1073	1052	98%
PPST WRITING	720	61	61	100%	1082	1070	99%
PPST MATHEMATICS	730	63	63	100%	1063	1047	98%
COMPUTERIZED PPST READING	5710	20	20	100%	1824	1777	97%
COMPUTERIZED PPST WRITING	5720	20	20	100%	1809	1753	97%
COMPUTERIZED PPST MATHEMATICS	5730	18	18	100%	1821	1794	99%
Professional Knowledge							
PRINCIPLES LEARNING & TEACHING ERLY CHLD	521				138	136	99%
PRINCIPLES LEARNING & TEACHING K-6	522	41	41	100%	1556	1530	98%
PRINCIPLES LEARNING & TEACHING 5-9	523	7			212	208	98%
PRINCIPLES LEARNING & TEACHING 7-12	524	31	31	100%	1009	1001	99%
Academic Content Areas							
ELEMENTARY ED CONTENT KNOWLEDGE	014	41	41	100%	1237	1211	98%
EARLY CHILDHOOD: CONTENT KNOWLEDGE	022				156	156	100%
ENG LANG LIT COMP CONTENT KNOWLEDGE	041	4			185	183	99%
MIDDLE SCHOOL ENGLISH LANGUAGE ARTS	049	14	12	86%	314	279	89%
MATHEMATICS: CONTENT KNOWLEDGE	061	8			127	127	100%
MIDDLE SCHOOL MATHEMATICS	069	20	20	100%	230	224	97%
SOCIAL STUDIES: CONTENT KNOWLEDGE	081	13	12	92%	249	244	98%
MIDDLE SCHOOL SOCIAL STUDIES	089	3			207	172	83%


¹ The number of program completers found, matched and used in the passing rate calculation will not equal the sum of the column labeled "Number Taking Assessment" since a completer can take more than one assessment.

Single-Assessment Institution Level Pass-Rate Data: Regular Teacher Preparation Program

	HEA - Title II 2008-2009 Academic Year						
Institution Name	COLL OF ST BENEDICT AND ST JOHN'S UNIV						
Institution Code	6104						
State	Minnesota						
Number of Program Completers Submitted	81						
Number of Program Completers found, matched, and used in passing rate Calculations¹	81						
<i>January 12, 2010</i>							
					Statewide		
<i>Type of Assessment</i>	<i>Assessment Code Number</i>	<i>Number Taking Assessment</i>	<i>Number Passing Assessment</i>	<i>Institutional Pass Rate</i>	<i>Number Taking Assessment</i>	<i>Number Passing Assessment</i>	<i>Statewide Pass Rate</i>
PHYSICAL ED: CONTENT KNOWLEDGE	091				142	142	100%
BUSINESS EDUCATION	100				9		
MUSIC CONTENT KNOWLEDGE	113	5			108	105	97%
ART CONTENT KNOWLEDGE	133				88	84	95%
FRENCH PRODUCTIVE LANGUAGE SKILLS	171	1			16	16	100%
GERMAN PRODUCTIVE LANGUAGE SKILLS	182	1			6		
SPANISH PRODUCTIVE LANGUAGE SKILLS	192	5			81	63	78%
BIOLOGY CONTENT KNOWLEDGE	235	3			87	85	98%
CHEMISTRY CONTENT KNOWLEDGE	245	1			26	25	96%
PHYSICS CONTENT KNOWLEDGE	265	1			13	12	92%
MIDDLE SCHOOL SCIENCE	439	5			229	214	93%
EARTH SCIENCE CONTENT KNOWLEDGE	571				13	13	100%
THEATRE	640				1		
Other Content Areas							
TECHNOLOGY EDUCATION	050				20	20	100%
FAMILY AND CONSUMER SCIENCES	120				6		
FAMILY AND CONSUMER SCIENCES II	121				8		
LIBRARY MEDIA SPECIALIST	310				27	27	100%
HEALTH EDUCATION	550				71	70	99%
AGRICULTURE	700				7		
Teaching Special Populations							

¹ The number of program completers found, matched and used in the passing rate calculation will not equal the sum of the column labeled "Number Taking Assessment" since a completer can take more than one assessment.

Single-Assessment Institution Level Pass-Rate Data: Regular Teacher Preparation Program


	HEA - Title II 2008-2009 Academic Year
Institution Name	COLL OF ST BENEDICT AND ST JOHN'S UNIV
Institution Code	6104
State	Minnesota
Number of Program Completers Submitted	81
Number of Program Completers found, matched, and used in passing rate Calculations¹	81

January 12, 2010

<i>Type of Assessment</i>	<i>Assessment Code Number</i>	<i>Number Taking Assessment</i>	<i>Number Passing Assessment</i>	<i>Institutional Pass Rate</i>	Statewide		
					<i>Number Taking Assessment</i>	<i>Number Passing Assessment</i>	<i>Statewide Pass Rate</i>
EDUC. EXCEPTIONAL STUDENTS: CK	353				304	302	99%
ENGL TO SPEAKERS OF OTHER LANGUAGES	360				95	90	95%

¹ The number of program completers found, matched and used in the passing rate calculation will not equal the sum of the column labeled "Number Taking Assessment" since a completer can take more than one assessment.

Aggregate and Summary Institution-Level Pass-Rate Data: Regular Teacher Preparation Program

	HEA - Title II 2008-2009 Academic Year					
Institution Name	COLL OF ST BENEDICT AND ST JOHN'S UNIV					
Institution Code	6104					
State	Minnesota					
Number of Program Completers Submitted	81					
Number of Program Completers found, matched, and used in passing rate Calculations¹	81					
				<i>January 12, 2010</i>		
				Statewide		
<i>Type of Assessment²</i>	<i>Number Taking Assessment³</i>	<i>Number Passing Assessment⁴</i>	<i>Institutional Pass Rate</i>	<i>Number Taking Assessment³</i>	<i>Number Passing Assessment⁴</i>	<i>Statewide Pass Rate</i>
Aggregate - Basic Skills	81	81	100%	2917	2785	95%
Aggregate - Professional Knowledge	79	79	100%	2915	2875	99%
Aggregate - Academic Content Areas (Math, English, Biology, etc.)	83	79	95%	2548	2399	94%
Aggregate - Other Content Areas (Career/Technical Education, Health Educations, etc.)				139	138	99%
Aggregate - Teaching Special Populations (Special Education, ELS, etc.)				399	392	98%
Aggregate - Performance Assessments						
Summary Totals and Pass Rates⁵	81	77	95%	3109	2839	91%

¹ The number of program completers found, matched and used in the passing rate calculation will not equal the sum of the column labeled "Number Taking Assessment" since a completer can take more than one assessment.

² Institutions and/or States did not require the assessments within an aggregate where data cells are blank.

³ Number of completers who took one or more tests in a category and within their area of specialization.

⁴ Number who passed all tests they took in a category and within their area of specialization.

⁵ Summary Totals and Pass Rate: Number of completers who successfully completed one or more tests across all categories used by the state for licensure and the total passrate.